

# AL3PA

ARTICULATED JIB  
3T CAPACITY




## HIGH-LIGHTS

- > **ARTICULATED JIB**  
for a reduced loading angle
- > **OPTIMIZED WEIGHT**  
for maximum useful load
- > **MAGNETIZED REMOVABLE CONTROL** with digital screen
- > **SHOT BLASTING AND PAINTING BEFORE ASSEMBLY**
- > **CUSTOMIZATION:**  
color on demand and wide range of accessories
- > **ADAPTABLE TO ALL CHASSIS TYPES**



## OPTIONS

**1**  Electro pump group version

**2**  Attachments brackets suited for various truck models

**3**  Track width 850 mm





**4**  12V  
24V versions

**5**  Extendable rear underrun protection

Other options available for custom configuration

FICHEPRODUIT/AL3PA/042021/500EN — oh!studio (r)

## TECHNICAL DATA

For GVW up to 5.5 T		A26	A28	A30
 Container length (mm)		2 800	3 000	3 200
 Tipping angle (°)		50	50	50
 Loading angle* (°)		30	30	30
 Weight (kg)		370	380	380

Subject to technical modification; data not binding.  
Depending on the market. Chassis recommended.  
\* Chassis height 800 mm