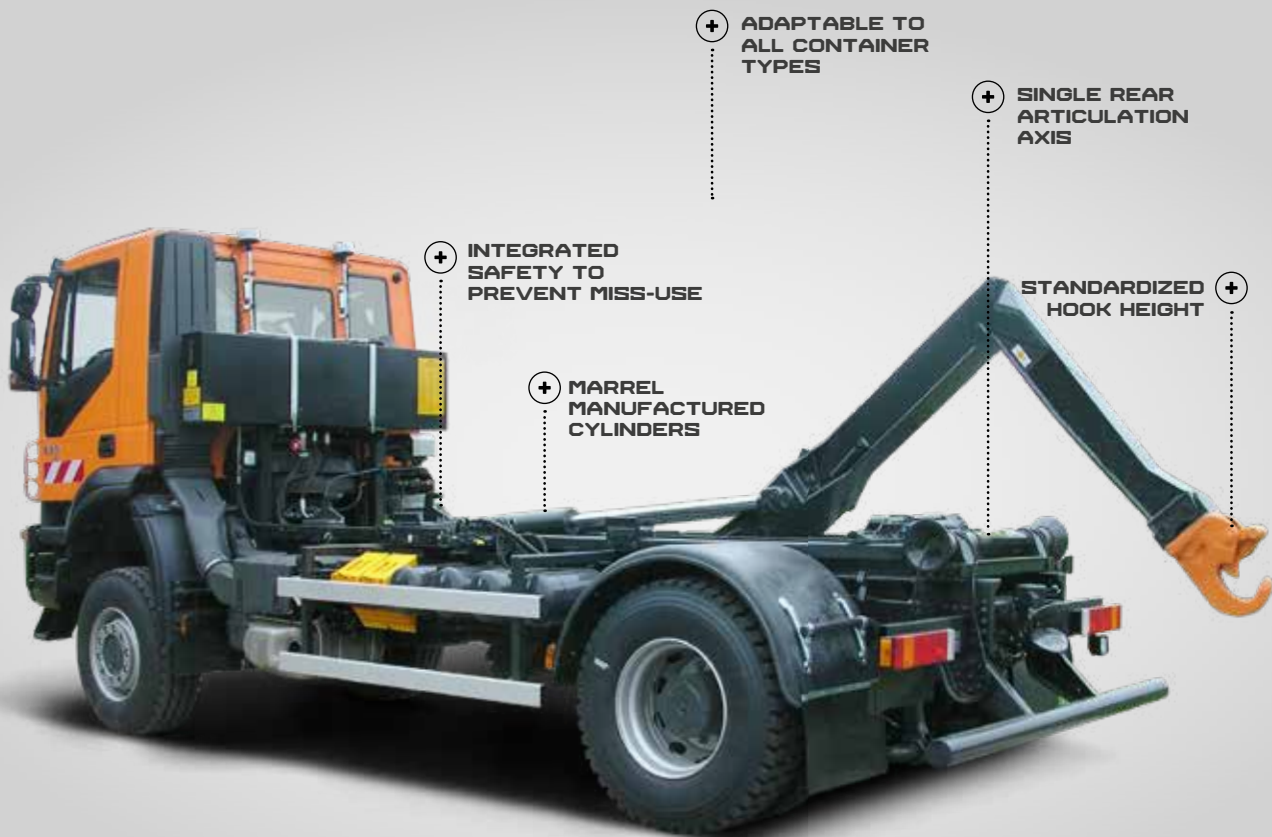


AL12

TELESCOPIC JIB 12T CAPACITY

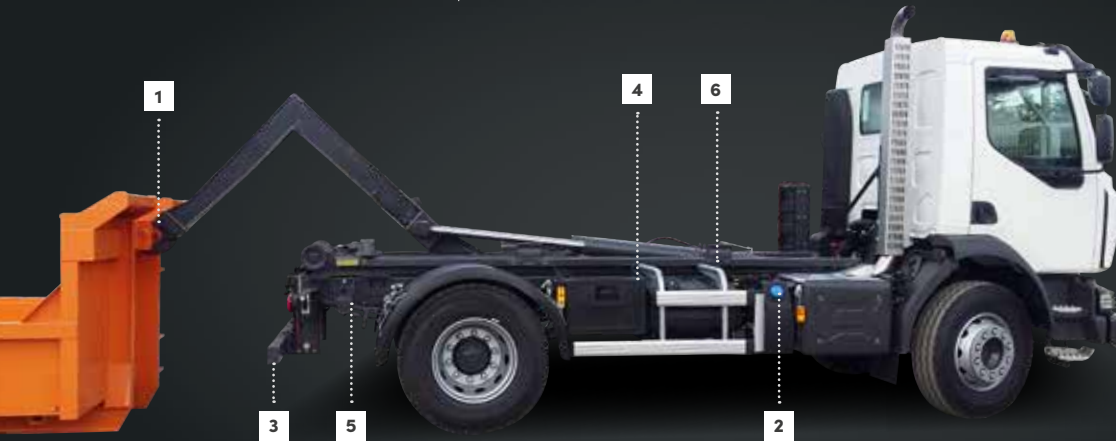


HIGH-LIGHTS

- > REMOVABLE HOOK or with safety latch
- > OPTIMIZED WEIGHT for maximum useful load
- > OPTIMIZED EQUIPMENT HEIGHT
- > COMPONENTS SHOT-BLASTED before assembly
- > GREAT DEPTH OF RANGE
- > ADAPTABLE TO ALL CHASSIS TYPES

AL12

TELESCOPIC JIB
12T CAPACITY



OPTIONS



1 Hook with mechanical or pneumatic safety latch




2 Front hydraulic locks



3 PANTO rear underrun protection extendable or fixed



4 Additional hydraulic lines (for cranes, rear tipper trailer...)



5 Vehicle stability systems



6 Attachments brackets suited for various truck models

Other options available for custom configuration

FICHEPRODUIT/AL12/04/2021/500EN — oh!studio (r)

TECHNICAL DATA

For GVW from 12 T		A37	A38	A39	A40	A41	A42	A43	A44	A45	A46
	Min. container length (mm)	3 500	3 500	3 500	3 700	3 700	3 700	3 900	3 900	3 900	3 900
	Max. container length (mm)	4 800	4 900	5 100	5 200	5 300	5 400	5 500	5 600	5 700	5 800
	Container length with fixed RUP (mm)	4 100	4 200	4 300	4 400	4 500	4 600	4 700	4 800	4 900	5 000
	Weight (kg)	1 200	1 200	1 200	1 220	1 220	1 220	1 250	1 250	1 250	1 250

Subject to technical modification; data not binding.
Depending on the market. Chassis recommended.

AMPLIROLL® FLEX

+33 (0)4 77 36 28 28
42 avenue de Saint-Étienne – BP70056
42161 Andrézieux-Bouthéon cedex
FRANCE

@marrelsas

MARREL
FASSI GROUP

MARREL.COM